

GUIDE TO STARTING:

POWER UTILITY



WHAT IT'S LIKE WORKING POWER UTILITY

During a storm, damage to critical power infrastructure can lead to massive problems. Emergency services, residential neighborhoods, and commercial areas are left without many of the needs they require. Power utility team members are the light in the storm, providing logistical support to our clients in order to get power restored to important areas. The relief that power utility work provides the public is a rewarding feeling; and can have major implications on an area's power restoration.

If there's one role in the RLI network that impacts the public the most; it'd either be Gentech or Power Utility specialists. Power utility team members are directly in the storm, going through the worst conditions to complete the mission as quickly as possible. Because of the nature of their work, Power Utility specialists need to be prepared both physically and mentally for a challenge. Reaching your job site may require some out of the box problem solving, and Power Utility specialists are the best at this.

WHY POWER UTILITY IS IMPORTANT

Power Utility team members make sacrifices in both time and effort; reaching dangerous areas to complete the mission. Without power utility, one of RLI's main attributes to it's clients is lost. Our clients count on power utility team members to assist their own workers in restoring power. Without this assistance, the local area would be left without power for even longer. It is imperative that this role is operationally effective, as each moment these teams aren't out working, power isn't being restored. Because of their independent nature, **Power Utility team members are also trusted to make the best choices they can. Sometimes problems arise that simply cannot be fixed; but it is expected that Power Utility team members think on their own as much as possible before calling in for assistance.**



REQUIREMENTS


WHAT YOU NEED TO GET GOING



NO TRUCK



Power Utility does not require a truck. You only require a reliable means of transportation.



1 HELPER



In Power Utility, a helper is preferred to ensure a safe and effective work environment. Utilizing a helper also allows Power Utility teams to transition into other roles offered by RLI (fuel, fleet, etc.)




PPE



Power Utility requires a specialized set of tools detailed in the RLI sheet provided at the end of this document.

NOTE: GSX does not suggest purchasing equipment exclusively for storm work. This is because storm deployments are never guaranteed. If you spend money to purchase said equipment, you may never work enough to recoup that investment. If you already have equipment needed for your role, or the purchasing of the equipment would be an advantage to you outside of storm work, then great. If you do not have the equipment, or a need for it outside of storm work however, do not purchase it on your own.



Complete The Mission with Complete Safety

Power Utility Safety



Weather Conditions

Pay attention to the roads you're traveling on; as they could be drastically different from what you'd expect. Downed trees, power lines, and more make traversing storm affected areas more dangerous than normal travelling. Take your time and do not push yourself past your limits. **If you think something is too dangerous to cross, it probably is. Handle obstructions before trying to pass a road, or call for help if your vehicle is stuck or inoperable.**




Electrical Safety

Working with power infrastructure and generators can be challenging when you're on a deployment. Ensure all of the proper safety procedures are followed, and **if you are not confident about navigating a problem with power, do not try. Contact someone more knowledgeable or a site lead to assist you with troubleshooting.**



Clothes

An often overlooked aspect of preparing for a deployment are clothes. **Clothing items that are packed in your deployment pack should appropriately match the conditions of the environment you are travelling to.** Extra attention should be given to packing weather specific clothing items like; rain jackets, rain/snow boots, heating packets, and extra clothing items. **As a power utility team member, you will be expected to endure harsh weather conditions; be prepared for these conditions and you'll be completing the mission with complete safety.**



HOW TO BECOME A POWER UTILITY SPECIALIST

A STEP BY STEP GUIDE

TASK

HOW TO COMPLETE

TASK 1

CONTACT JARED (HR MANAGER)

If you haven't already, please notify our HR Manager Jared to let him know you're starting the process to certify in Power Utility, and let him know the names and contact information of your helper.

TASK 2

LEARN

In the command portal; read the "Refuel", "Disconnect", and "Recover" documents. Then, take the "general information" text if you have not already.

TASK 3

NOTIFY JARED

After passing the required tests, notify Jared. He will also detail some next steps, and get you ready to deploy!

REFERENCES & CONTACT

STEVE SCHUMAKER - DIRECTOR

Available at (614) 940-1800 or Steve@groundsupportgsx.com

MORE INFO:

The content contained within this document, and any of the documents provided, are proprietary assets of RLI and GSX. Sharing of this, or any RLI owned document, is strictly prohibited.

Power Utility Photo Gallery: <https://bit.ly/3xDpYa3>

RLI PPE Requirements for Power Utility: <https://bit.ly/3xE8ocf>

REFERENCES & CONTACT



Your truck will need all the equipment listed in the *Deployment & Refueling Equipment List* plus a minimum of the following:

- Basic Electrical Tools
- Hex Head Wrench or T-Handle Set (up to 3/8")
- Insulated Screw Driver Set
- Utility Knife w/extra blades
- Black Electrical Tape (6 rolls)
- Basic Electrical Tools
- Lineman Cutters/Pliers
- Electrical Code Tape (Red/Blue/White/Green)
- Volt/Ohm Meter – Ampere Probe
- Insulated Electrical Gloves (Hot Gloves)
- Insulated Rubber Boots (Lineman's boots)
- Rotation Meter for 3-Phase work

Magnetic signs will be provided by RLI and must be returned before you demobilize.

This material is confidential information and the sole property of Recovery Logistics, LLC. The content of these documents are not to be viewed by anyone except and individual who as signed up to work with RLI directly or through an approved Partner Vendor and has agreed to the terms of the non-disclosure document in his/her personal portal in the Commander System.. Any misappropriation of this document and its content will result in immediate termination of your relationship with Recovery Logistics, LLC and will result legal action to protect the intellectual property of the company.